



HEATING AND COOLING SOLUTIONS

DUCTED SYSTEMS





THE BEST AIR ANYWHERE

At Daikin, we're not just in the business of air conditioners. We're in the business of human comfort. Our passion for designing and engineering smart technologies ensures your comfort levels are maximised.

Daikin's recognised as an expert in air conditioning. As specialists, air conditioning is all we do. In fact, we're the only company in the world to make both air conditioners and refrigerants which enables us to deliver air conditioning solutions that are world leading in performance, quality and reliability.

CONTENTS

DAIKIN DUCTED AIR	4
DAIKIN TECHNOLOGY	6
PREMIUM INVERTER DUCTED	8
INVERTER DUCTED	9
FBO SLIM-LINE DUCTED	10
FDXS BULKHEAD SYSTEM	11
DAIKIN AIRBASE	12
CONTROLLERS	14
WHY CHOOSE A DAIKIN DEALER?	16
PRODUCT SPECIFICATIONS	18
FEATURES AND BENEFITS	25

DAIKIN DUCTED AIR

WHOLE HOUSE COMFORT

A Daikin ducted system provides discreet air conditioned comfort throughout your entire home. It can be installed in a new home or tailored to suit an existing one, and once installed, only the controller, the return air and discharge grilles are visible inside your home.

A Daikin ducted air conditioner consists of an indoor and outdoor unit and flexible ducting. The indoor unit is concealed out of sight in your ceiling or under the floor, with flexible ducting distributing conditioned air through vents located throughout your home. An outdoor unit is positioned in a discreet location outside your home.

DAIKIN DUCTED AIR CONDITIONING AT A GLANCE

Return air grille with filter to remove household dust

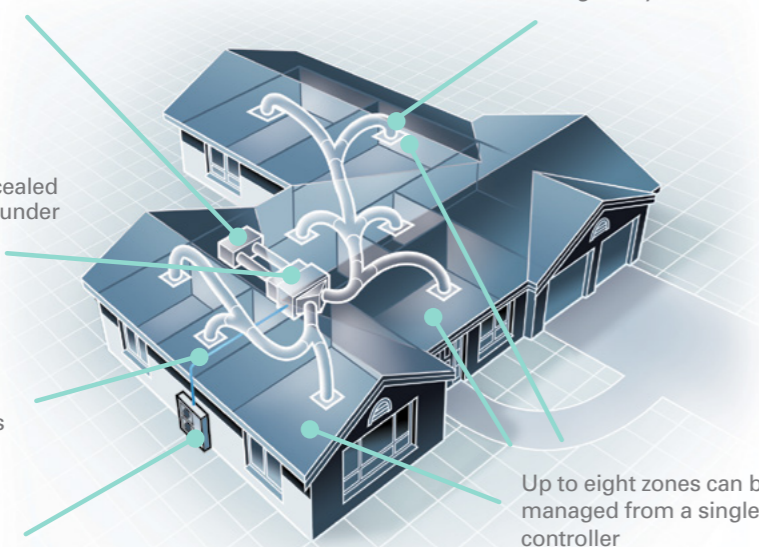
Ducting distributes conditioned air throughout your home

Indoor unit concealed in the ceiling or under the floor

Small diameter, concealed refrigerant pipes

Outdoor unit

Up to eight zones can be managed from a single controller



TRUSTED NAME

DAIKIN DUCTED MORE FOR YOUR MONEY

FLEXIBLE ZONING OPTIONS FOR YOUR HOME

Daikin ducted air conditioning gives you the flexibility to heat or cool every room in your home. Your home can be 'zoned' to maximise energy efficiency and comfort. For example, you may want the bedrooms in zone one, the living areas in zone two and so on. The position of discharge grilles can also be tailored to suit the shape of each room, for optimum air circulation.

LOCAL AFTER SALES SERVICE AND SUPPORT

Daikin has an established Service Department including an in-house call centre, spare parts division and support centre for all technical enquiries.

DAIKIN EXCEEDS MEPS ENERGY EFFICIENCY REQUIREMENTS

In the interests of increasing the overall air conditioning efficiency, all ducted air conditioners with a cooling capacity of up to 65kW sold in Australia or New Zealand must now comply with the Minimum Energy Performance Standards (MEPS), as set out in Australian and New Zealand Standard 3823.2:2013.

All Daikin air conditioners exceed MEPS requirements, in line with Daikin's commitment to providing energy efficient, quiet, simple to use and reliable air conditioning solutions.



AUSTRALIAN MADE CERTIFICATION

Through our commitment to expand local manufacturing capability, Daikin Australia are proud to say that our ducted indoor units* are now Australian Made certified.

A registered certification trademark, Australian Made logo is Australia's most trusted, recognised and widely used country of origin symbol, and is underpinned by a third-party accreditation system, which ensures products that carry the logo are certified as 'genuinely Australian'.

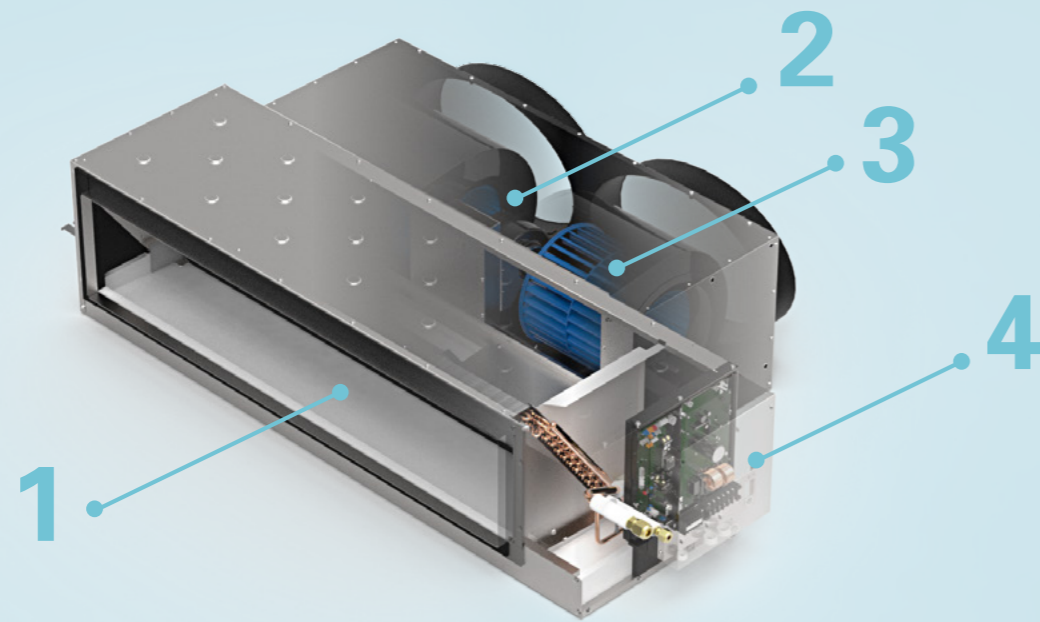
Registered products ensure premium-quality and has met the criteria set out in the Australian Consumer Law and Australian Made, Australian Grown (AMAG) logo Code of Practice.

*Premium Inverter and Inverter range




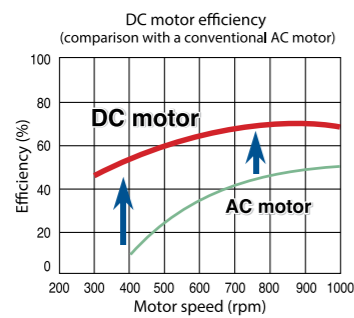

DAIKIN TECHNOLOGY

INDOOR UNIT



For over 90 years, Daikin has invested heavily in Research and Development to deliver more effective climate control for you and your family. Daikin technologies help make Daikin air conditioners energy efficient, powerful, reliable and easy to use.

OUTDOOR UNIT



1. INDOOR HEAT EXCHANGER

Our new indoor heat exchangers have been designed to deliver maximum capacity output in a compact casing size. Through the use of cutting edge technologies, our indoor heat exchangers utilise Ø5mm copper pipes to ensure heat is removed from your home efficiently.



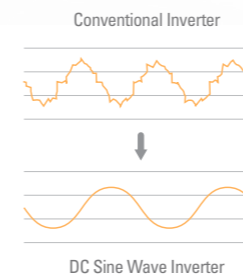
3. SIROCCO FAN

Daikin's ducted units are fitted with light weight single injection moulded Sirocco Fans. These fans feature an aerodynamic fan blade design which reduces turbulence for a more efficient and quieter airflow delivery.



4. PMV CONTROL

In automatic mode, Predicted Mean Vote control measures indoor and outdoor temperatures to calculate the ideal room temperature. As conditions change throughout the day, PMV Control gently adjusts your room temperature, maintaining an optimum balance between efficiency and comfort.




5. INVERTER COMPRESSOR

Daikin's swing and scroll DC sine wave inverter compressors are quieter and more efficient than conventional compressors, thanks to their high pressure dome construction and the usage of high pressure lubrication oil.




6. RELUCTANCE DC MOTOR

Daikin's Reluctance DC motor utilises the magnetic torque of neodymium magnets in conjunction with reluctance torque, resulting in more energy efficient operation. These neodymium magnets are 10 times stronger than conventional ferrite magnets.



7. SAW EDGE FAN BLADE

The addition of a saw tooth edge at the rear of the blade smooths air flow over the blade surface, reducing turbulence which in turn results in a quieter, more efficient means of delivering comfort to your home.




8. CROSS-PASS HEAT EXCHANGER

Daikin's Cross-Pass Heat Exchanger crosses refrigerant flows from two directions, reducing temperature hot-spots for more efficient operation and enhanced performance compared to single pass heat exchangers.

PREMIUM INVERTER DUCTED

Engineered to deliver superior energy performance, design flexibility and R22 retrofit capability. The new Premium Inverter range is perfect for your home or commercial application.



14 MODELS
SINGLE + THREE PHASE OPTIONS

CAPACITY RANGE
5.1kW
-TO-
24.0kW

INVERTER DUCTED

Engineered to deliver a compact and efficient design, the new Inverter series is ideal for installation into the tight roof space of any modern home.



8 MODELS
SINGLE + THREE PHASE OPTIONS

CAPACITY RANGE
7.1kW
-TO-
23.5kW

SUPERIOR ENERGY PERFORMANCE

Daikin's new Premium Inverter Series takes energy efficiency to the next level. Engineered with features such as a redesigned Cross-Pass Heat Exchanger on the outdoor unit, DC Fan motor on the indoor unit and improved refrigerant control technology. The new Premium Inverter range showcases industry leading energy performance.

DESIGN FLEXIBILITY

Our Premium Inverter systems allow a maximum piping length of up to 150m* and are pre-charged to 30m**. These units are also equipped with a DC Fan motor on the indoor unit with up to 15 different fan speed settings that can be enabled through a field code from your BRC1E63 controller. These features and others are designed to enable flexibility in applying these products into various domestic and commercial applications.

R22 RETROFIT CAPABILITY

The new Premium Inverter range can be retrofitted onto an existing R22 system by simply replacing both the indoor and outdoor units whilst retaining the field piping intact[^]. This allows for a convenient and cost effective means of upgrading an existing system that may be at the end of its useful operating life.

AUSTRALIAN MADE



Premium Inverter ducted indoor units are specifically designed and manufactured in Sydney, NSW to perform in Australian conditions.



The Airbase Smartphone Interface is an optional accessory that allows you to control your Daikin Ducted System from anywhere, anytime.

IMPROVED ENERGY EFFICIENCY

The improved energy efficiencies of the Inverter series have been achieved through the use of a DC Fan motor on the indoor unit and a Cross-Pass Heat Exchanger on the outdoor unit. Pipe sizes on the outdoor heat exchanger coil have been reduced and the number of passes increased in order to improve the capacity output and efficiency of the system.

COMPACT SIZE

The Inverter series outdoor units are more compact than ever before. Models up to 200 Class are now encased in a space saving side discharge outdoor unit, allowing you to place the unit in more versatile configurations (i.e. side access of your house) and not compromise the external appearance of your home.

FAN SETTINGS

The DC Fan motor on the indoor unit is designed to enable up to 15 different fan speed settings selectable through a field code on the BRC1E63 controller to match the airflow to your ductwork configuration.

AUSTRALIAN MADE



Inverter ducted indoor units are specifically designed and manufactured in Sydney, NSW to perform in Australian conditions.




The Airbase Smartphone Interface is an optional accessory that allows you to control your Daikin Ducted System from anywhere, anytime.

*Applies to 180-250 Class Models

**Applies to 50-160 Class Models

[^]Strict guidelines apply for R22 Retrofit Capability, please speak to your installer for further information.

FBA SLIMLINE DUCTED



COMPACT DESIGN

The new and improved FBA series has been designed to meet the construction challenges of modern commercial and medium density apartment development.

R32 REFRIGERANT

R32 is the next generation in refrigerants with a substantially lower 'Global Warming Potential Factor' than R410A, providing less risk of harm to the environment.


SUPERIOR DESIGN

With an industry leading compact size (245mm height), DC Fan on the indoor unit with an ESP of 150Pa and a built-in condensate pump with a lift of up to 850mm, the new and improved FBA unit is ideal for applications with tight ceiling spaces. The 75m (100 Class) pipe run also enables greater flexibility in the placement of the outdoor unit.

AUTOMATIC AIRFLOW ADJUSTMENT

Commissioning has never been easier. Automatic Airflow Adjustment feature allows the fan speed to adjust automatically to suit your duct design during commissioning, simplifying the process and saving time.


15 MODELS
SINGLE + THREE PHASE OPTIONS



CAPACITY RANGE
5.0kW
-TO-
14.0kW

CAPACITY RANGE
2.4kW
-TO-
6.0kW

FDXS BULKHEAD SYSTEM



EFFICIENT & DISCREET

The FDXS Bulkhead range is the ideal choice for air conditioning areas where a discreet installation is preferred.

The indoor unit fits flush into the ceiling with only the suction air and discharge grilles visible inside your home and leaving maximum floor and wall space for furniture, decoration and fittings.

COMPACT AND LIGHTWEIGHT

The compact form factor and light weight of the FDXS Series makes it suitable for a variety of applications with limited installation space while also being easy to handle during installation.

QUIET OPERATION

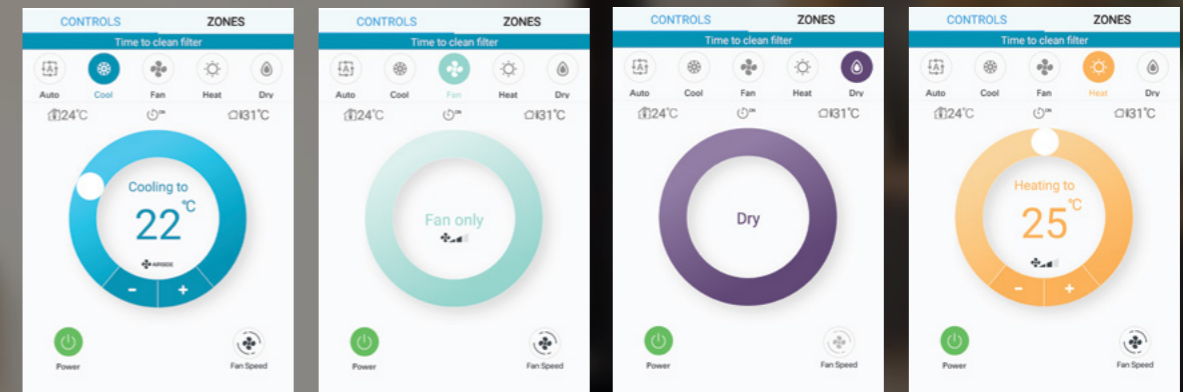
The FDXS Series is truly discrete with whisper quiet operations (35dBA on the FDXS 25 Class) to ensure limited impact to internal room acoustics.

4 MODELS
SINGLE PHASE

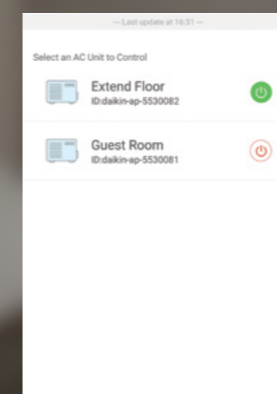
DAIKIN AIRBASE



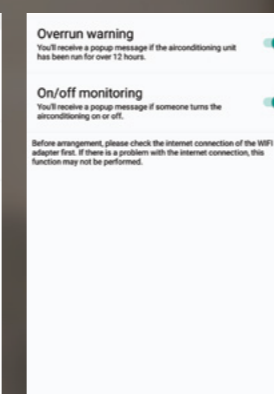
Operation Mode Theming



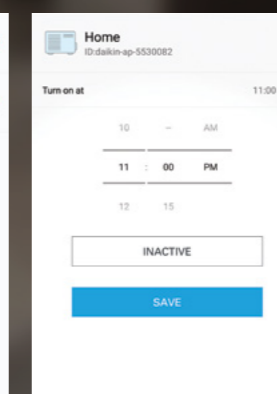
Home



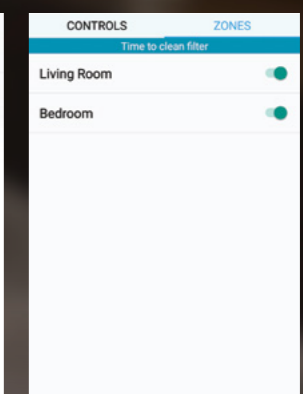
Push Notification



On/Off Timer



Zone Control



CONTROL AT YOUR FINGERTIPS

Daikin Airbase puts your ducted system's frequently used functions at your fingertip with an easy to use app.

In conjunction with Daikin's BRP15B61 wireless LAN adaptor, the Airbase app lets you use your smartphone or tablet* to operate your air conditioning unit via your in-home Wi-Fi or remotely with an internet connection.

Up to 10 systems** can be conveniently monitored and controlled on the app anywhere, anytime.



FEATURES

FUNCTION	DUCTED WITH NAV EASE	DUCTED WITH ZONE CONTROLLER
Start/Stop Operation	✓	✓
Temperature Setting	✓	✓
Fan Speed Settings	✓	✓
Mode Selection (Cool/Heat/Fan/Dry)	✓	✓
Zone On/Off	✗	✓
24 Hour On/Off Timer	✓	✓
Enter Zone Names	✗	✓
Error Notification	✓	✓
Room Temperature Display	✓	✓
Filter Clean Reminder	✓	✓
Push Notification (On/Off Alerts)	✓	✓
Automatic Adaptor Firmware Update	✓	✓
Setup Wizard in App	✓	✓

THREE WAYS TO CONNECT

1. DIRECT CONNECTION

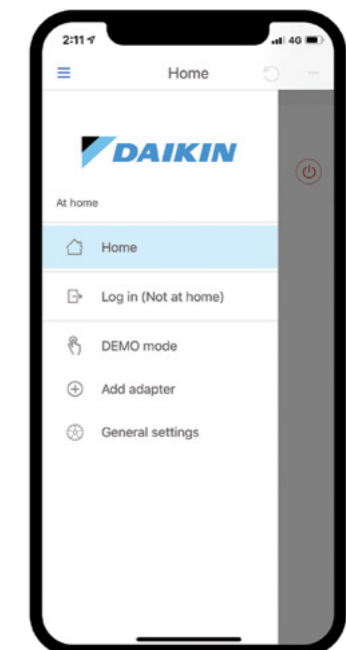
For locations without a Wi-Fi network, the app can wirelessly connect directly to a WLAN adaptor equipped air conditioner, when in range.

2. WI-FI CONNECTION

A WLAN adaptor equipped air conditioner can easily be joined to a local Wi-Fi network. Once connected, the system can be controlled from any networked Android or iOS device.

3. INTERNET CONNECTION

Monitor and control your system from virtually anywhere, adjusting temperature and setting for a comfortable environment ready for when you arrive home. With no subscription costs from Daikin, all you need is a permanent internet connection for your Wi-Fi network, and an internet connection for your phone or tablet.



*Only compatible with Android (≥ 5.0) & iOS (≥ 8.0) devices

**Each ducted system requires a BRP15B61 adaptor & must be connected on the same Wi-Fi network

At Daikin, we have a range of controllers available to control your ducted air conditioning system to suit your lifestyle needs.

CONTROL YOUR DAIKIN

NAV EASE CONTROLLER

FEATURES

1. Clear, backlit display with easy-to-read text.
2. Weekly schedule timer, to program on and off times.
3. Home Leave function can turn your air conditioner on automatically when room temperatures drop below 10°C.
4. Quick Cool / Heat mode, which temporarily increases air conditioning power to more rapidly reach your desired operating temperature, before automatically returning to normal operation.
5. Set Temperature Mode Changeover, automatically switches from a cooling to heating cycle, or a heating to cooling cycle at pre-set points.
6. Temperature Limit, to predefine a temperature range for cooling or heating cycles, helping you reduce your energy consumption.



(Included with Premium Inverter Ducted and Inverter Ducted models)

NAV EASE MODEL NO: BRC1E63

SPECIFICATION

HxWxD (mm) 120x120x19
Screen (Diagonal) 3.33"

TIP Need a second controller? Daikin Airbase is a great option!



ZONE CONTROLLER

FEATURES

1. Backlit display with easy-to-read text.
2. Three different timer and time clock operations for precise, programmable control for your home.
3. Countdown On-Off timer, programmable in 1 hour increments for up to 12 hours.
4. A simple 7-day Time Clock, to program the controller to turn the system on or off at set times any day of the week. Two different on and off programs can be set for each day of the week.
5. An advanced 7-day Time Clock extends the functionality of the Simple 7-day Time Clock with advanced features such as Zone Control and Temperature Sensor Selection, for the ultimate in-home comfort.
6. Airside Control when connected with Premium Inverter Ducted models.

Notes:

1. FDYQ, FDYQN and FBA models only. FDXS models come standard with wireless remote controller ARC433A103
2. Zone Controller cannot be used in conjunction with any other controller. For a full list of features of the controllers listed here, please speak to your dealer
3. Airside Control function regulates the fan RPM between 60% to 100% of the indoor unit's rated airflow

WHAT IS AIRSIDE CONTROL?

Daikin's Airside Control feature delivers conditioned air to your nominated zones more efficiently than ever before. With the typical home divided into separate areas or 'zones', it makes sense to only air-condition zones that are occupied and to switch unoccupied zones off.

Airside Control takes this one step further, as zones are turned off, the indoor unit fan reduces speed automatically to meet the airflow requirement of the remaining open zones. This action results in comfort where required, quieter operation and greater energy savings.

This feature is only available on Premium Inverter Ducted paired with the Zone Controller.



(Optional upgrade with Premium Inverter Ducted and Inverter Ducted models)

ZONE CONTROLLER MODEL NO:

BRC230Z4A	Up to four zones (230-240v)
BRC230Z8A	Up to eight zones (230-240v)
BRC24Z4A	Up to four zones (24v)
BRC24Z8A	Up to eight zones (24v)

SPECIFICATION

HxWxD (mm) 120x170x24
Screen (Diagonal) 3.17"

TIP Need a second controller? Daikin Airbase is a great option!



WHY CHOOSE A DAIKIN SPECIALIST DEALER?

Like us, our Dealers are specialists. They know the ups and downs, ins and outs of air conditioning. So their expertise ensures you get the right advice for your needs.

Daikin Specialist Dealers provide custom designed solutions for your home through an in-home quotation. Dealers will not only supply and install the best possible air conditioning solution but will also provide ongoing maintenance to ensure peak efficient performance over the life of the system.


To take the stress out of air conditioning your home, speak to a Daikin Specialist Dealer. With over 450 Specialist Dealers across Australia, our specialists are ready to help you fit the right air conditioning solution for your home.



SPECIFICATIONS

PRODUCT SPECIFICATION

Premium Inverter - Single Phase



INDOOR UNIT		FDYQ50DV1	FDYQ60DV1	FDYQ71LBV1	FDYQ100LBV1	FDYQ125LBV1	FDYQ140LCV1	FDYQ160LBV1
OUTDOOR UNIT		RZQS50AV1	RZQS60AV1	RZQS71AV1	RZQS100AV1	RZQS125AV1	RZQS140AV1	RZQS160AV1
Rated Capacity	Cool (kW)	5.1	6.0	7.1	10.0	12.5	14.0	16.0
	Heat (kW)	6.0	7.0	7.5	12.5	15.0	16.5	18.0
Capacity Range	Cool (kW)	3.2-5.6	3.2-6.0	3.2-8.0	5.0-11.2	5.7-14.0	6.2-15.5	7.3-16.3
	Heat (kW)	3.5-7.0	3.5-8.0	3.5-9.0	5.1-12.8	6.0-16.2	6.2-18.0	7.3-18.2
Power Input (Rated)	Cool (kW)	1.5	1.71	2.05	2.69	3.68	4.13	4.92
	Heat (kW)	1.62	2.09	1.89	3.02	3.79	4.29	4.72
E.E.R./C.O.P	Cool/Heat	3.40/3.70	3.51/3.35	3.46/3.96	3.72/4.14	3.40/3.96	3.39/3.85	3.25/3.81
Airflow Rate (Rated)	l/s	370	400	566	800	840	1000	1120
Indoor Sound Level (H) @ 1.5m	dBA	44.4	45.2	41	44	45.5	46	48
Piping Length	(m)	50			75			
Indoor Fan Speeds		H/M/L						
Dimensions (HxWxD)	Indoor (mm)	300x1015x851		300x1090x863	360x1157x899	360x1400x899	430x1400x943	
	Outdoor (mm)	770x900x320		990x940x320	1430x940x320			
Weight	Indoor (kg)	35	35	40	44	59	62	62
	Outdoor (kg)	64	64	75	108	108	108	117
Power Supply	V/Hz	1 Phase, 220-240V, 50Hz						
Compressor Type		Hermetically Sealed Swing Type			Hermetically Sealed Scroll Type			
Refrigerant		R410A						
Pipe Sizes	Liquid (mm)	6.4 (Flared)		9.5 (Flared)				
	Gas (mm)	12.7 (Flared)		15.9 (Flared)				
	Drain (mm)	ID 25 / OD 32						
Supply Air Opening	mm (HxW, Flange)	202x762		185x852	245x852	245x1152	315x1152	
Return Air Opening	mm (Oval)	1x400 (Oval)			2x400 (Oval)			
Outdoor Operating Range	Cool (°CDB)	-5 to 46						
	Heat (°CWB)	-15 to 16						
EPA Sound Power Level	dBA	66	66	69	69	-	-	-
Outdoor Sound Level (H) @ 1m	Pressure dBA (C/H)	48/50		50/52	53/55	54/56		57/59

Notes:

i. The Rated Capacity, Power Input and Running Current are measured in accordance with AS/NZS 3823.1.2

Cooling: Indoor temp: 27°CDB/19°CWB, Outdoor temp: 35°CDB/24°CWB

Heating: Indoor temp: 20°CDB/15°CWB, Outdoor temp: 7°CDB/6°CWB

ii. Indoor and outdoor sound levels are determined in an anechoic chamber and may differ once the unit is installed due to ambient conditions

PRODUCT SPECIFICATION

Premium Inverter - Three Phase



INDOOR UNIT		FDYQ100LBV1	FDYQ125LBV1	FDYQ140LCV1	FDYQ160LBV1	FDYQ180LCV1	FDYQ200LCV1	FDYQ250LCV1	
OUTDOOR UNIT		RZQS100AY1	RZQS125AY1	RZQS140AY1	RZQS160AY1	RZYQ7TY1	RZYQ8TY1	RZYQ10TY1	
Rated Capacity	Cool (kW)	10.0	12.5	14.0	16.0	18.0	20.0	24.0	
	Heat (kW)	12.5	15.0	16.5	18.0	20.0	22.4	26.8	
Capacity Range	Cool (kW)	5.0-11.2	5.7-14.0	6.2-15.5	7.3-16.3	10.8-20.0	12.0-22.4	15.0-24.0	
	Heat (kW)	5.1-12.8	6.0-16.2	6.2-18.0	7.3-18.2	12.0-22.4	13.4-25.0	16.8-26.8	
Power Input (Rated)	Cool (kW)	2.69	3.68	4.13	4.92	5.61	6.08	7.47	
	Heat (kW)	3.02	3.79	4.29	4.72	5.81	6.17	8.14	
E.E.R./C.O.P	Cool/Heat	3.72/4.14	3.40/3.96	3.39/3.85	3.25/3.81	3.21/3.44	3.29/3.63	3.21/3.29	
Airflow Rate (Rated)	l/s	800	840	1000	1120	1160	1200	1400	
Indoor Sound Level (H) @ 1.5m	dBA	44	45.5	46	48	45	44	46	
Piping Length	(m)	75					150		
Indoor Fan Speeds		H/M/L							
Dimensions (HxWxD)	Indoor (mm)	360x1157x899	360x1400x899	430x1400x943		470x1200x997	470x1400x997		
	Outdoor (mm)	1430x940x320			1657x930x765				
Weight	Indoor (kg)	44	59	62	62	70	79	85	
	Outdoor (kg)	108	108	108	117	192	192	203	
Power Supply	V/Hz	3 Phase, 380-415V, 50Hz							
Compressor Type		Hermetically Sealed Scroll Type							
Refrigerant		R410A							
Pipe Sizes	Liquid (mm)	9.5 (Flared)			9.5 (Brazed)				
	Gas (mm)	15.9 (Flared)			19.1 (Brazed)		22.2 (Brazed)		
	Drain (mm)	ID 25 / OD 32					BSP 3/4 inch Internal Thread		
Supply Air Opening	mm (HxW, Flange)	245x852	245x1152	315x1152		350x918	350x1118		
Return Air Opening	mm (Oval)	2x400 (Oval)				393x918 (Flange)	393x1118 (Flange)		
Outdoor Operating Range	Cool (°CDB)	-5 to 46					-5 to 49		
	Heat (°CWB)	-15 to 16					-20 to 16		
EPA Sound Power Level	dBA	69	-	-	-	-	-	-	
Outdoor Sound Level (H) @ 1m	Pressure dBA (C/H)	53/55	54/56		57/59	56/56	56/56	57/57	

Notes:

i. The Rated Capacity, Power Input and Running Current are measured in accordance with AS/NZS 3823.1.2

Cooling: Indoor temp: 27°CDB/19°CWB, Outdoor temp: 35°CDB/24°CWB

Heating: Indoor temp: 20°CDB/15°CWB, Outdoor temp: 7°CDB/6°CWB

ii. Indoor and outdoor sound levels are determined in an anechoic chamber and may differ once the unit is installed due to ambient conditions

PRODUCT SPECIFICATION

Inverter - Single Phase



INDOOR UNIT		FDYQN71LBV1	FDYQN100LBV1	FDYQN125LAV1	FDYQN140LBV1	FDYQN160LAV1
OUTDOOR UNIT		RZQ71LV1	RZQ100LV1	RZQ125LV1	RZQ140LV1	RZQ160LV1
Rated Capacity	Cool (kW)	7.1	10.0	12.5	14.0	15.5
	Heat (kW)	7.5	12.5	15.0	16.5	18.0
Capacity Range	Cool (kW)	3.2-7.1	5.0-10.0	5.7-12.5	6.2-14.0	7.3-15.5
	Heat (kW)	3.5-7.5	5.1-12.5	6.0-15.0	6.2-16.5	7.3-18.0
Power Input (Rated)	Cool (kW)	2.25	3.12	4.14	4.65	4.97
	Heat (kW)	2.29	3.59	4.48	4.48	4.83
E.E.R./C.O.P	Cool/Heat	3.15/3.27	3.21/3.48	3.02/3.35	3.01/3.68	3.12/3.73
Airflow Rate (Rated)	l/s	566	800	840	1000	1120
Indoor Sound Level (H) @ 1.5m	dBA	41	44	45	48.5	50.5
Piping Length	(m)	50	75			
Indoor Fan Speeds		H/M/L				
Dimensions (HxWxD)	Indoor (mm)	300x1090x863	360x1157x899	360x1498x899		
	Outdoor (mm)	770x900x320	990x940x320	1170x900x320	1430x940x320	
Weight	Indoor (kg)	40	44	61	61	61
	Outdoor (kg)	64	75	98	108	117
Power Supply	V/Hz	1 Phase, 220-240V, 50Hz				
Compressor Type		Hermetically Sealed Swing Type	Hermetically Sealed Scroll Type			
Refrigerant Type		R410A				
Pipe Sizes	Liquid (mm)	9.5 (Flared)				
	Gas (mm)	15.9 (Flared)				
	Drain (mm)	ID 25 / OD 32				
Supply Air Opening	mm (HxW, Flange)	185x852	245x852	243x1152		
Return Air Opening	mm (Oval)	1x400 (Oval)	2x400 (Oval)			
Outdoor Operating Range	Cool (°CDB)	-5 to 46				
	Heat (°CWB)	-15 to 16				
EPA Sound Power Level	dBA	66	69	-	-	-
Outdoor Sound Level (H) @ 1m	Pressure dBA (C/H)	49/51	51/53		54/56	57/59

Notes:

- i. The Rated Capacity, Power Input and Running Current are measured in accordance with AS/NZS 3823.1.2
Cooling: Indoor temp: 27°CDB/19°CWB, Outdoor temp: 35°CDB/24°CWB
Heating: Indoor temp: 20°CDB/15°CWB, Outdoor temp: 7°CDB/6°CWB
- ii. Indoor and outdoor sound levels are determined in an anechoic chamber and may differ once the unit is installed due to ambient conditions

PRODUCT SPECIFICATION

Inverter - Three Phase



INDOOR UNIT		FDYQN180LCV1	FDYQN200LCV1	FDYQN250LBV1
OUTDOOR UNIT		RZQ180MY1	RZQ200MY1	RZQ250LY1
Rated Capacity	Cool (kW)	18.0	19.5	23.5
	Heat (kW)	20.0	22.4	26.8
Capacity Range	Cool (kW)	9.0-18.0	10.1-19.5	15.0-23.5
	Heat (kW)	10.0-20.0	11.2-22.4	16.8-26.8
Power Input (Rated)	Cool (kW)	5.82	6.11	7.85
	Heat (kW)	6.11	6.85	8.47
E.E.R./C.O.P	Cool/Heat	3.09/3.27	3.19/3.27	2.99/3.16
Airflow Rate (Rated)	l/s	1160	1400	1400
Indoor Sound Level (H) @ 1.5m	dBA	45	46	49.5
Piping Length	(m)	50		
Indoor Fan Speeds		H/M/L		
Dimensions (HxWxD)	Indoor (mm)	470x1200x997	470x1400x997	500x1430x970
	Outdoor (mm)	1430x940x320		1680x930x765
Weight	Indoor (kg)	70	85	92
	Outdoor (kg)	138	138	193
Power Supply	V/Hz	3 Phase, 415V, 50Hz		
Compressor Type		Hermetically Sealed Scroll Type		
Refrigerant Type		R410A		
Pipe Sizes	Liquid (mm)	9.5 (Brazed)		
	Gas (mm)	19.1 (Brazed)		22.2 (Brazed)
	Drain (mm)	BSP 3/4 inch Internal Thread		
Supply Air Opening	mm (HxW, Flange)	350x918	350x1118	376x938
Return Air Opening	mm (Oval)	393x918 (Flange)	393x1118 (Flange)	350x1118 (Flange)
Outdoor Operating Range	Cool (°CDB)	-5 to 43		
	Heat (°CWB)	-20 to 16		
EPA Sound Power Level	dBA	-	-	-
Outdoor Sound Level (H) @ 1m	Pressure dBA (C/H)	57/58	58/59	57/58

Notes:

- i. The Rated Capacity, Power Input and Running Current are measured in accordance with AS/NZS 3823.1.2
Cooling: Indoor temp: 27°CDB/19°CWB, Outdoor temp: 35°CDB/24°CWB
Heating: Indoor temp: 20°CDB/15°CWB, Outdoor temp: 7°CDB/6°CWB
- ii. Indoor and outdoor sound levels are determined in an anechoic chamber and may differ once the unit is installed due to ambient conditions

PRODUCT SPECIFICATION

FBA - Single Phase



PRODUCT SPECIFICATION

FBA - Three Phase



SERIES		PREMIUM INVERTER						INVERTER		
INDOOR UNIT		FBA50BAVMA	FBA60BAVMA	FBA71BVMA	FBA85BVMA	FBA100BVMA	FBA125BVMA	FBA140BVMA	FBA71BVMA	FBA85BVMA
OUTDOOR UNIT		RZAV50CV1	RZAV60CV1	RZAV71CV1	RZAV85CV1	RZAV100CV1	RZAV125CV1	RZAV140CV1	RZAC71CV1	RZAC85CV1
Rated Capacity	Cool (kW)	5.0	6.0	7.1	8.5	10.0	12.5	14.0	7.1	8.5
	Heat (kW)	6.0	7.1	8.0	10.0	11.2	14.0	16.0	8.0	10.0
Capacity Range	Cool (kW)	1.4-6.0	1.4-7.1	3.2-8.0	4.0-10.0	5.0-11.2	5.0-14.0	5.0-16.0	1.8-8.0	3.2-10.0
	Heat (kW)	1.4-7.1	1.4-8.0	3.5-9.0	4.1-11.2	5.1-12.5	5.1-16.0	5.1-18.0	2.0-9.0	3.5-11.2
Power Input (Rated)	Cool (kW)	1.37	1.67	2.02	2.30	2.72	3.68	4.08	2.15	2.64
	Heat (kW)	1.41	1.71	1.99	2.50	2.81	3.72	4.51	2.30	2.95
E.E.R/C.O.P	C/H	3.65/4.26	3.60/4.14	3.51/4.02	3.70/4.00	3.68/3.99	3.40/3.76	3.43/3.55	3.30/3.47	3.22/3.39
Airflow Rate (Rated)	l/s	300	300	383	533	533	600	600	383	533
Indoor Sound Level (H) @ 1.5m	dB(A)	35	35	38	38	38	40	40	38	38
Piping Length	m	50			75				50	
Indoor Fan Speeds		H/M/L								
Dimensions (HxWxD)	Indoor (mm)	245x1000x800			245x1400x800				245x1000x800	245x1400x800
	Outdoor (mm)	595x845x300		990x940x320		1430x940x320			595x845x300	990x940x320
Weight	Indoor (kg)	37	37	37	47	47	47	47	37	47
	Outdoor (kg)	45	45	69	78	93	93	99	45	69
Power Supply	V/Hz	1 Phase, 220-240V, 50Hz								
Compressor Type		Hermetically Sealed Swing Type								
Refrigerant		R32								
Pipe Sizes	Liquid (mm)	6.4 (Flared)			9.5 (Flared)					
	Gas (mm)	12.7 (Flared)			15.9 (Flared)					
	Drain (mm)	ID 25 / OD 32								
Supply Air Opening	mm (HxW, Flange)	176x792			176x1192				176x792	176x1192
Return Air Opening	mm (HxW, Flange)	208x952			208x1352				208x952	208x1352
Outdoor Operating Range	Cool (°CDB)	-5 to 50						-5 to 46		
	Heat (°CWB)	-15 to 16								
EPA Sound Power Level	dB(A)	68	68	67	71	70	-	-	68	70
Outdoor Sound Level (H) @ 1m	Pressure dBA (C/H)	48/51	48/51	48/50	52/53	51/53	52/54	56/58	48/51	51/54

Notes:

- i. The Rated Capacity, Power Input and Running Current are measured in accordance with AS/NZS 3823.1.2
Cooling: Indoor temp: 27°CDB/19°CWB, Outdoor temp: 35°CDB/24°CWB
Heating: Indoor temp: 20°CDB/15°CWB, Outdoor temp: 7°CDB/6°CWB
- ii. Indoor and outdoor sound levels are determined in an anechoic chamber and may differ once the unit is installed due to ambient conditions

SERIES		PREMIUM INVERTER					INVERTER
INDOOR UNIT		FBA71BVMA	FBA85BVMA	FBA100BVMA	FBA125BVMA	FBA140BVMA	FBA85BVMA
OUTDOOR UNIT		RZAV71CY1	RZAV85CY1	RZAV100CY1	RZAV125CY1	RZAV140CY1	RZAC85CV1
Rated Capacity	Cool (kW)	7.1	8.5	10.0	12.5	14.0	8.5
	Heat (kW)	8.0	10.0	11.2	14.0	16.0	10.0
Capacity Range	Cool (kW)	3.2-8.0	4.0-10.0	5.0-11.2	5.0-14.0	5.0-16.0	3.2-10.0
	Heat (kW)	3.5-9.0	4.1-11.2	5.1-12.5	5.1-16.0	5.1-18.0	3.5-11.2
Power Input (Rated)	Cool (kW)	2.02	2.30	2.72	3.68	4.08	2.64
	Heat (kW)	1.99	2.50	2.81	3.72	4.51	2.95
E.E.R/C.O.P	C/H	3.51/4.02	3.70/4.00	3.68/3.99	3.40/3.76	3.43/3.55	3.22/3.39
Airflow Rate (Rated)	l/s	383	533	533	600	600	533
Indoor Sound Level (H) @ 1.5m	dB(A)	38	38	38	40	40	38
Piping Length	m	75					50
Indoor Fan Speeds		H/M/L					
Dimensions (HxWxD)	Indoor (mm)	245x1000x800		245x1400x800			245x1000x800
	Outdoor (mm)	990x940x320			1430x940x320		990x940x320
Weight	Indoor (kg)	37	47	47	47	47	47
	Outdoor (kg)	69	78	93	93	99	69
Power Supply	V/Hz	3 Phase, 380-415V, 50Hz					
Compressor Type		Hermetically Sealed Swing Type					
Refrigerant		R32					
Pipe Sizes	Liquid (mm)	9.5 (Flared)					
	Gas (mm)	15.9 (Flared)					
	Drain (mm)	ID 25 / OD 32					
Supply Air Opening	mm (HxW, Flange)	176x792	176x1192				
Return Air Opening	mm (HxW, Flange)	208x952	208x1352				
Outdoor Operating Range	Cool (°CDB)	-5 to 50					-5 to 46
	Heat (°CWB)	-15 to 16					
EPA Sound Power Level	dB(A)	67	71	70	-	-	70
Outdoor Sound Level (H) @ 1m	Pressure dBA (C/H)	48/50	52/53	51/53	52/54	56/58	51/54

Notes:

- i. The Rated Capacity, Power Input and Running Current are measured in accordance with AS/NZS 3823.1.2
Cooling: Indoor temp: 27°CDB/19°CWB, Outdoor temp: 35°CDB/24°CWB
Heating: Indoor temp: 20°CDB/15°CWB, Outdoor temp: 7°CDB/6°CWB
- ii. Indoor and outdoor sound levels are determined in an anechoic chamber and may differ once the unit is installed due to ambient conditions

PRODUCT SPECIFICATION

FDXS - Single Phase



INDOOR UNIT		FDXS25LVMA	FDXS35LVMA	FDXS50LVMA	FDXS60LVMA
OUTDOOR UNIT		RXS25LBVMA	RXS35LBVMA	RXS50LBVMA	RXS60LBVMA
Rated Capacity	Cool (kW)	2.4	3.4	5.0	6.0
	Heat (kW)	3.2	4.0	5.8	7.0
Capacity Range	Cool (kW)	1.3-3.0	1.4-3.8	2.3-5.3	3.0-6.5
	Heat (kW)	1.3-4.5	1.4-5.0	2.3-6.0	3.0-8.0
Power Input (Rated)	Cool (kW)	0.69	1.03	1.5	1.91
	Heat (kW)	0.91	1.14	1.72	2.17
E.E.R./C.O.P	C/H	3.48/3.52	3.30/3.51	3.33/3.37	3.14/3.23
Airflow Rate (Rated)	l/s	158	200	267	267
Indoor Sound Level (H) @ 1.5m	dBA	35	37	38	38
Piping Length	m	20		30	
Indoor Fan Speeds		5 Steps, Quiet and Automatic			
Dimensions (HxWxD)	Indoor (mm)	200x900x620		200x1100x620	
	Outdoor (mm)	550x765x285		770x900x320	990x940x320
Weight	Indoor (kg)	25	27	30	30
	Outdoor (kg)	34	34	71	80
Power Supply	V/Hz	1 Phase 220-240V, 50Hz			
Compressor Type		Hermetically Sealed Swing Type			
Refrigerant		R410A			
Pipe Sizes	Liquid (mm)	6.4 (Flared)		9.5 (Flared)	
	Gas (mm)	9.5 (Flared)		15.9 (Flared)	
	Drain (mm)	ID 20 / OD 26			
Supply Air Opening	mm (HxW, Flange)	153x860		153x1060	
Return Air Opening	mm (HxW, Flange)	160x780		160x980	
Outdoor Operating Range	Cool (CDB)	10 to 46			
	Heat (CWB)	-15 to 18			
EPA Sound Power Level	dBA	62	63	65	68
Outdoor Sound Level (H) @ 1m	Pressure dBA (C/H)	47/48	49/49	50/51	52/54

Notes:

i. The Rated Capacity, Power Input and Running Current are measured in accordance with AS/NZS 3823.1.2

Cooling: Indoor temp: 27°CDB/19°CWB, Outdoor temp: 35°CDB/24°CWB

Heating: Indoor temp: 20°CDB/15°CWB, Outdoor temp: 7°CDB/6°CWB

ii. Indoor and outdoor sound levels are determined in an anechoic chamber and may differ once the unit is installed due to ambient conditions

FEATURES AND BENEFITS

ENERGY EFFICIENCY

INVERTER OPERATION

An inverter system works like the accelerator of a car, gently increasing or decreasing power to steadily maintain your optimum temperature without fluctuations. That means uninterrupted comfort and significant savings on running costs. Daikin premium inverters can also reach your desired temperature faster than conventional air conditioners.

AUTOMATIC MODE CHANGEOVER

Automatically selects heating or cooling modes to suit thermostat settings and prevailing room temperature.

PREDICTED MEAN VOTE (PMV) CONTROL

Measures indoor and outdoor temperatures to calculate the ideal room temperature, gently adjusting it for the optimum balance between efficiency and comfort.

TEMPERATURE LIMIT OPERATIONS

Lets you pre-define temperature range for cooling or heating, to reduce energy consumption.

HOME LEAVE

Ideal for cold climates, when activated, home leave turns your air conditioner on automatically when room temperatures drop below 10°C, keeping your home at or above 10°C so it never gets really cold.

AUTOMATIC FUNCTIONS

AUTO RESTART AFTER POWER FAILURE

The air conditioner memorises the settings for mode, airflow, temperature etc. and automatically returns to them when power is restored after a power failure.

SELF DIAGNOSTICS WITH DIGITAL DISPLAY

Malfunction codes are displayed on your control panel for fast, easy fault diagnosis and maintenance.

ANTI-CORROSION COATING

An anti-corrosion coating on outdoor heat exchangers gives greater resistance to salt damage and atmospheric corrosion.

COMPACT DESIGN

The compact design of Daikin ducted indoor units allows them to be installed in confined areas, and they can also be dismantled for easier installation in tight roof spaces.

COMFORT CONTROL

NIGHT QUIET MODE

Outdoor unit noise is automatically reduced by 3 dB when outdoor temperatures fall more than 6°C from the day's maximum (set during installation).

PROGRAM DRY MODE

In this mode, priority is given to reducing the level of humidity in the room rather than room temperature.

INTELLIGENT DEFROST

During heating operation in low ambient temperature conditions, frost can form on the outdoor unit heat exchanger which can reduce your air conditioner's performance. Daikin's intelligent defrost system constantly monitors a range of system parameters and temperatures to determine the optimum time to commence a defrost operation for maximum performance in cold conditions.

HOT START

Prior to heating, the indoor unit warms to a pre-set temperature before the fan switches on, ensuring only warm air is discharged and eliminating cold drafts.

QUICK COOL / HEAT – POWERFUL MODE

This feature temporarily increases power to more rapidly reach your desired room temperature, before automatically returning to normal operation.

TIMER CONTROL

24 HOUR ON/OFF TIMER

This timer can be pre-set to start and stop at any time within a 24 hour period.

NIGHT SET MODE

A timer off circuit gradually adjusts pre-set cooling and heating levels, preventing sudden temperature changes during the night and improving economy.

SEVEN DAY TIME CLOCK

This allows you to program your air conditioner to turn on or off at set times for every day of the week.

Note: Not all features available on all models – Please refer to checklist on page 26

FEATURES CHECKLIST

	PREMIUM INVERTER (50-160 CLASS)	PREMIUM INVERTER (180-250 CLASS)	SLIM-LINE	BULKHEAD	INVERTER (71-160 CLASS)	INVERTER (180-250 CLASS)
	FDYQ50DV1 FDYQ60DV1 FDYQ71LBV1 FDYQ100LBV1 FDYQ125LBV1 FDYQ140LCV1 FDYQ160LBV1	FDYQ180LCV1 FDYQ200LCV1 FDYQ250LCV1	FBA50BAVMA FBA60BAVMA FBA71BVMA FBA85BVMA FBA100BVMA FBA125BVMA FBA140BVMA	FDXS25LVMA FDXS35LVMA FDXS50LVMA FDXS60LVMA	FDYQN71LBV1 FDYQN100LBV1 FDYQN125LAV1 FDYQN140LBV1 FDYQN160LAV1	FDYQN180LCV1 FDYQN200LCV1 FDYQN250LBV1
Inverter Operation	✓	✓	✓	✓	✓	✓
DC Indoor Fan Motor	✓	✓	✓	✓	✓	✓
Swing Compressor	✓ ¹		✓	✓	✓ ¹	
Scroll Compressor	✓	✓			✓	✓
High Efficiency (HI-X) Indoor Heat Exchanger Coil	✓	✓	✓	✓	✓	✓
Automatic Mode Changeover	✓	✓	✓	✓	✓	✓
P.M.V. Control	✓	✓	✓		✓	✓
Temperature Limit Operations ⁴	✓	✓	✓		✓	✓
Home Leave ⁴	✓	✓	✓		✓	✓
Auto Restart After Power Failure	✓	✓	✓	✓	✓	✓
Self Diagnostics	✓	✓	✓	✓	✓	✓
Anti-Corrosion Coating for Outdoor Heat Exchanger	✓	✓	✓	✓	✓	✓
Indoor Unit Designed and Built in Australia	✓	✓			✓	✓
Long Piping Length	✓	✓	✓		✓	✓
High Strength Galvanized Steel Casing	✓	✓	✓	✓	✓	✓
Night Quiet Mode ⁸	✓ ³	✓	✓		✓	✓
Low Noise Operation ⁹	✓	✓	✓		✓	✓
Program Dry Mode	✓	✓	✓	✓	✓	✓
Intelligent Defrost	✓	✓	✓	✓	✓	✓
Hot Start	✓	✓	✓	✓	✓	✓
Quick Cool / Heat – Powerful Mode	✓	✓	✓	✓	✓	✓
Automatic Fan Speed				✓		
Automatic Airflow Adjustment	✓ ⁵	✓	✓		✓ ⁵	✓ ¹⁰
Indoor Fan Cycles with Compressor ²	✓	✓	✓		✓	✓
24 Hour On/Off Timer	✓	✓	✓	✓	✓	✓
Night Set Mode ⁸				✓		
Seven Day Time Clock	✓	✓	✓		✓	✓
Electronic Control System	✓	✓	✓	✓	✓	✓
Airside Control	✓ ⁶	✓ ⁶				
Wireless LAN Connection	✓ ⁷	✓ ⁷	✓ ⁷		✓ ⁷	✓ ⁷

1 FDYQ50-60DV1, FDYQ71LBV1 & FDYQN71LBV1 only – all others are scroll-type

2 Can be set up by installer during installation

3 Not available for FDYQ50-60DV1

4 Not available on Zone Controller

5 Available on FDYQ50-60DV1, FDYQ71-100LBV1 & FDYQN71-100LBV1 only

6 Only available on Zone Controller

7 Optional accessory & only compatible with Nav Ease or Zone Controller

8 Night Quiet and Night Set modes may reduce capacity

9 Low noise operation requires optional P.C.B.

10 Only available on FDYQN180-200LCV1



© Copyright in the contents of this brochure is owned by Daikin Australia Pty Limited and no part of the document may be reproduced in any form without the express written permission of Daikin Australia Pty Limited.

ASSUMPTIONS

All representations made in Daikin marketing and promotional material are based on the assumptions that the correct equipment has been selected, appropriately sized and installed in accordance with Daikin's installation instructions and standard industry practices.

QUALITY CERTIFICATIONS

Daikin Industries Limited was the first air conditioning equipment manufacturer in Japan to receive ISO 9001 certification. All Daikin manufacturing facilities have been certified to ISO 9001 Quality Management System requirements. ISO 9001 is a certificate for quality assurance concerning 'design, development, manufacturing, installation and related service' of products manufactured at that factory.

ENVIRONMENTAL CERTIFICATIONS

Daikin Industries Limited has received ISO 14001 Environmental Certification for the Daikin production facilities listed below. ISO 14001 is an international standard specifying requirement for an environmental management system, enabling an organisation to formulate policy and objectives, taking into account legislative requirements and information about significant environmental impacts. It applies to those environmental aspects within the organisation's control and over which it can be expected to have an influence.

The certification relates only to the environmental management system and does not constitute any endorsement of the products shipped from the facility by the International Organisation for Standardisation.

Head Office /Tokyo Office
Shiga Plant (Japan)
Sakai Plant (Japan)
Daikin Industries Ltd (Thailand)
Yodogawa Plant (Japan)
Daikin Australia Pty. Ltd.

Certificate number: EC02J0355
Certificate number: EC99J2044
Certificate number: JOA-E-80009
Certificate number: JOA-E-90108
Certificate number: EC99J2057
Certificate number: CEM20437

AUSTRALIAN MADE CERTIFICATION

Through our commitment to expand local manufacturing capability, Daikin Australia are proud to say that our ducted indoor units* are now Australian Made certified.



Registered products ensure premium-quality and has met the criteria set out in the Australian Consumer Law and Australian Made, Australian Grown (AMAG) logo Code of Practice.

*Premium Inverter and Inverter range

Daikin Australia Pty Limited (ISO 9001)

QEC 23256 May 12, 2006
Sydney, Brisbane, Adelaide, Melbourne, Newcastle, Townsville, Perth



Quality ISO 9001
SAIGLOBAL

Daikin Australia Pty Limited (ISO 14001)

CEM 20437 October 27, 2006
Sydney, Brisbane, Adelaide, Melbourne, Perth



Environment ISO 14001
SAIGLOBAL

Residential Air Conditioning Manufacturing Div (ISO 9001)

JOA-0486 May 2, 1994
(Shiga Plant)

Commercial Air Conditioning and Refrigeration Manufacturing Div (ISO 9001)

JMI0107 December 28, 1992
(Kanaoka Factory and Rinkai Factory at Sakai Plant)

Industrial System and Chiller Products Manufacturing Div (ISO 9001)

JOA-0495 May 16, 1994
(Yodogawa Plant and Kanaoka Factory and Kishiwada Factory)

Daikin Europe N.V (ISO 9001)

Lloyd 928589.1 June 2, 1993

Daikin Industries (Thailand) Ltd
JOA-1452 September 13, 2002 (ISO 9001)



CONTACT



Daikin Australia Pty Limited ABN 62 000 172 967

For all Sales enquiries, email: sales@daikin.com.au

For Customer Service or Technical Support, call: 1300 368 300

Stay Connected!     

Visit daikin.com.au